

GU Student Portal
User Manual for the Course Selection for
Semester III Students

Introduction

Course Selection process

Introduction

This document is the reference for students, for online submission of Examination form of Gauhati University through Samarth student portal (<https://gauhati.samarth.edu.in>)

Login

Step 1: Open the <https://gauhati.samarth.edu.in> link, the homepage will appear as below:

In the student portal homepage, students will be able to see two (2) options as follows:

1. Login
 - a. Already registered students can directly login using their login credentials of the portal.
2. Reset Password
 - a. If a student forgets his/her password they can reset it using the “Reset password” option.

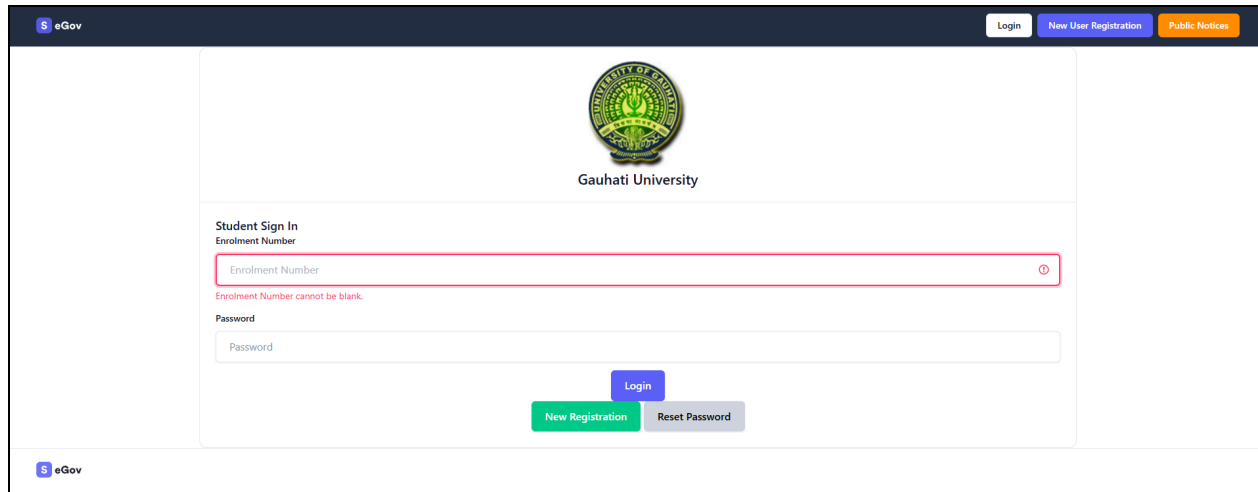
Note:

It is to be noted that students need not register afresh for 3rd semester Course registration. They are to use the same login credentials (registration/enrollment number) used to login and download their 1st semester results.

Course Selection Process

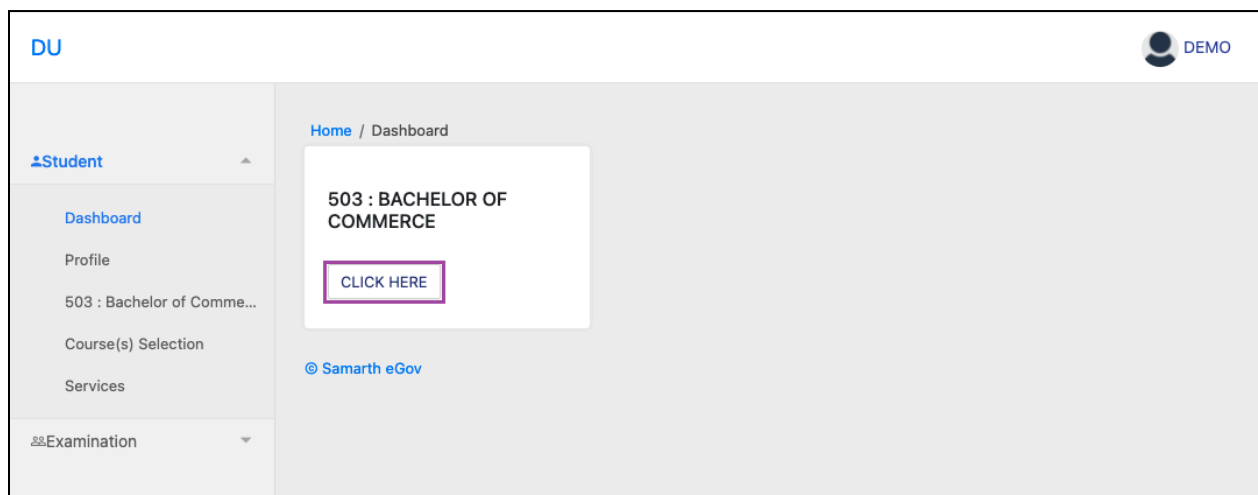
For the selection of the courses, students need to follow the below-mentioned steps:

Step 1: Login to Student Portal with valid credentials used for 1st sem result access.



The screenshot shows the 'Student Sign In' page for Gauhati University. At the top, there is a navigation bar with 'eGov' on the left and 'Login', 'New User Registration', and 'Public Notices' on the right. The university's logo and name are centered. Below, the 'Student Sign In' section contains an 'Enrolment Number' field with a red border and a red error message 'Enrolment Number cannot be blank.' below it. A 'Password' field is also present. At the bottom of the form are three buttons: 'Login' (blue), 'New Registration' (green), and 'Reset Password' (grey).

Step 2: After successful login, the student will be redirected to the dashboard. Then the students need to click on [CLICK HERE](#) button to view/select the courses related to their respective programme.



The screenshot shows the student dashboard. On the left is a sidebar menu with 'Student' expanded, showing options like 'Dashboard', 'Profile', '503 : Bachelor of Comme...', 'Course(s) Selection', and 'Services'. Below that is 'Examination'. The main content area shows 'Home / Dashboard' and a card for '503 : BACHELOR OF COMMERCE' with a 'CLICK HERE' button highlighted in a purple box. The footer includes '© Samarth eGov' and a 'DEMO' user indicator.

Step 3: After that, a new window will appear. Here, students can view their courses and also select their courses.

To select the courses, students need to click on [Click here to select your courses](#) button.


The screenshot displays a student portal interface. On the left is a navigation menu with 'Student', 'Programme', 'Course Selection', and 'History Course Selection'. The main content area shows the program '503 : Bachelor of Commerce' and a table with student details. Below this, a message states 'You can apply for course selection in SEMESTER 5 of 503 : Bachelor of Commerce' with a highlighted 'Click here to select your courses' button. At the bottom, a 'My Courses' table lists seven courses with their codes, titles, and semesters.

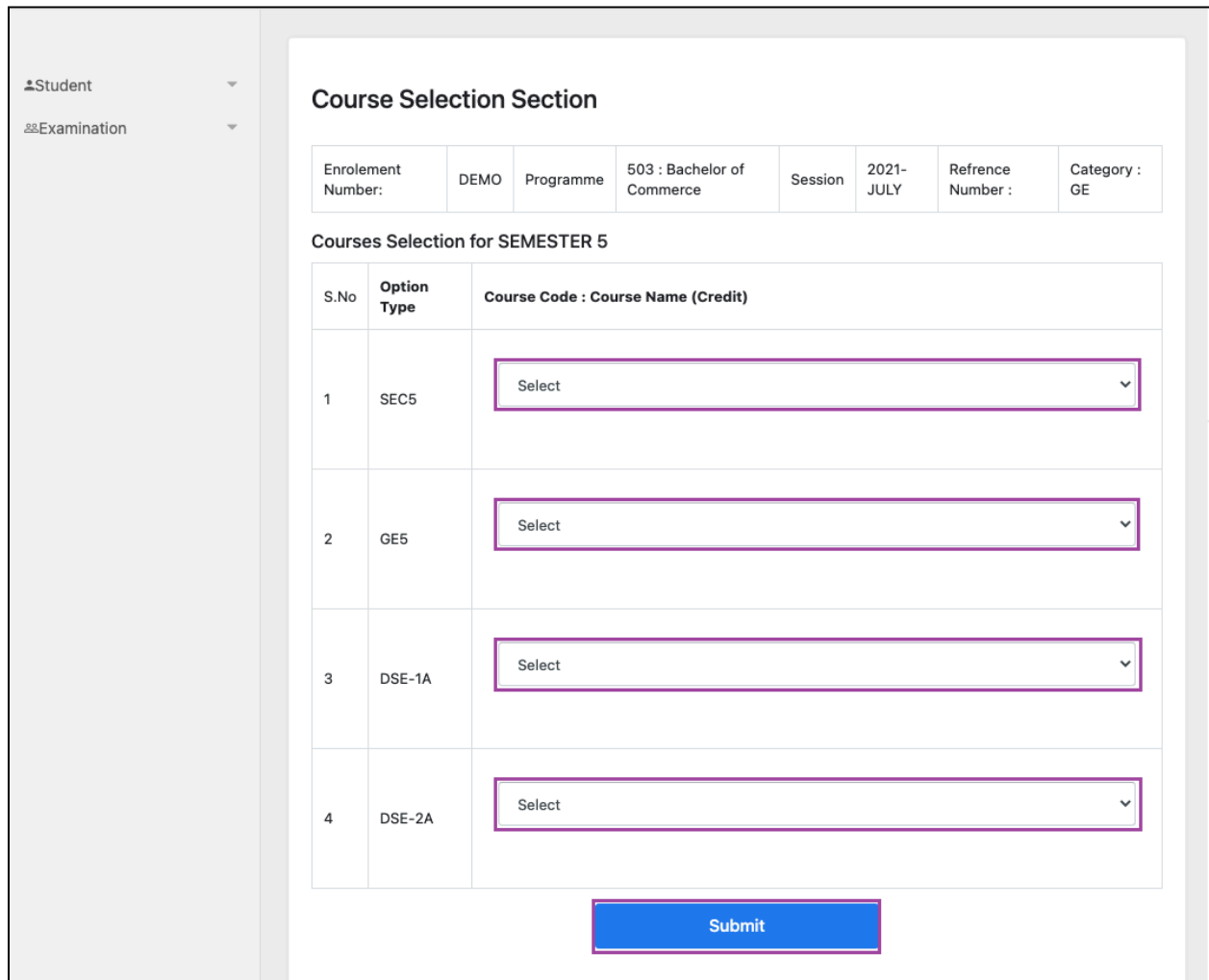
Name	DEMO	Enrolment Number *	DEMO	Organizational unit (College)	008: Bharati College
Level	BACHELOR	Program Type	DEGREE	Delivery Mode	Face to face
Examination Roll Number	DEMO				

You can apply for course selection in SEMESTER 5 of 503 : Bachelor of Commerce

[Click here to select your courses](#)

#	Code	Title	Term	Selection Session
1	52051122	HINDI-B	1 SEMESTER	
2	52411101C	FINANCIAL ACCOUNTING (PART-A & C)	1 SEMESTER	
3	52411102	BUSINESS ORGANISATION AND MANAGEMENT	1 SEMESTER	
4	72182801	ENVIRONMENTAL SCIENCE	1 SEMESTER	
5	52031204	ENGLISH LANGUAGE THROUGH LITERATURE	2 SEMESTER	
6	52411201	BUSINESS LAWS	2 SEMESTER	
7	52411202	BUSINESS MATHEMATICS AND STATISTICS	2 SEMESTER	

Step 4: After clicking on the button, students need to select the courses from the dropdown lists. Then, click on the  button.



Course Selection Section

Enrolement Number:	DEMO	Programme	503 : Bachelor of Commerce	Session	2021-JULY	Refrence Number :	Category : GE
--------------------	------	-----------	----------------------------	---------	-----------	-------------------	---------------

Courses Selection for SEMESTER 5

S.No	Option Type	Course Code : Course Name (Credit)
1	SEC5	<input type="text" value="Select"/>
2	GE5	<input type="text" value="Select"/>
3	DSE-1A	<input type="text" value="Select"/>
4	DSE-2A	<input type="text" value="Select"/>

Step 5: After clicking on the “**Submit**” button, students will be able to preview the list of selected courses.

In that, Students can update their courses selection by clicking on



button.

Step 6: Then, click on  button to finally submit the selected course .

DU DEMO

Re-Registration

Programme

Course Selection

[Home](#) / Course Selection

Course selection for 503 : Bachelor of Commerce [Update Course Selection](#)

Enrolement Number:	DEMO	Programme	503 : Bachelor of Commerce	Session	2021-JULY	Refrence Number : 200	Category : GE
--------------------	------	-----------	----------------------------	---------	-----------	-----------------------	---------------

Your Course Selections

S.No	Course Code	Name of Course	Category	Credits	Term
1	12033903	SOFT SKILLS	ELECTIVE	4.00	5 SEMESTER
2	62035919	MEDIA AND COMMUNICATION SKILLS	ELECTIVE	6.00	5 SEMESTER
3	52417504	FINANCIAL REPORTING & ANALYSIS	COMPULSORY	6.00	5 SEMESTER
4	52417502	PRINCIPLES OF MARKETING (B. COM)	COMPULSORY	6.00	5 SEMESTER
Total Credit				22	

Submit your course selection

Please check and verify your course selection before submission. No modification will be allowed once submitted.

In case you are not able to find your course(s), please contact the Nodal Officer of your College/Department.

[Update Course Selection](#) [Submit course selection](#)

Step 7: A pop-up window will appear for confirmation of selected courses. On that, click on the “OK” button.

The screenshot shows a web interface for course selection. A pop-up window from 'slc.uod.ac.in' is displayed, asking the user to confirm their course selection. The background interface includes a sidebar with 'Re-Registration', 'Programme', and 'Course Selection' options. The main content area shows a table with student details and a table of selected courses. At the bottom, there are instructions to submit the course selection and two buttons: 'Update Course Selection' and 'Submit course selection'.

slc.uod.ac.in says
Please check your course selection after submission no changes will be allowed.Press OK to confirm or CANCEL to check/change your course selection.

Cancel OK

Update Course Selection

Enrolement Number:	DEMO	Programme	503 : Bachelor of Commerce	Session	2021-JULY	Refrence Number : 200	Category : GE
--------------------	------	-----------	----------------------------	---------	-----------	-----------------------	---------------

Your Course Selections

S.No	Course Code	Name of Course	Category	Credits	Term
1	12033903	SOFT SKILLS	ELECTIVE	4.00	5 SEMESTER
2	62035919	MEDIA AND COMMUNICATION SKILLS	ELECTIVE	6.00	5 SEMESTER
3	52417504	FINANCIAL REPORTING & ANALYSIS	COMPULSORY	6.00	5 SEMESTER
4	52417502	PRINCIPLES OF MARKETING (B. COM)	COMPULSORY	6.00	5 SEMESTER
Total Credit				22	


Submit your course selection

Please check and verify your course selection before submission. No modification will be allowed once submitted.

In case you are not able to find your course(s), please contact the Nodal Officer of your College/Department.

Update Course Selection Submit course selection

After successful completion of the course selection a new window will appear with the message that “Courses submitted successfully”.

DU
 DEMO

Student

Programme

Course Selection

History Course Selection

Home / Programme

i

Info!

Courses submitted successfully [click here](#)

×

503 : Bachelor of Commerce

Name	DEMO	Enrolment Number	DEMO	Organizational unit (College)	008: Bharati College
Level	BACHELOR	Program Type	DEGREE	Delivery Mode	Face to face
Examination Roll Number	DEMO				

My Courses

#	Code	Title	Term	Selection Session
1	52051122	HINDI-B	1 SEMESTER	
10	52413302	COMPUTER APPLICATIONS IN BUSINESS (PRACTICAL)	3 SEMESTER	
11	52414303	COMPANY LAW	3 SEMESTER	
12	52414304	INCOME TAX LAW AND PRACTICE	3 SEMESTER	
13	52031901	English Language Through Literature (English -A)	4 SEMESTER	
14	52413402	INVESTING IN STOCK MARKETS	4 SEMESTER	
17	52417502	PRINCIPLES OF MARKETING (B. COM)	5 SEMESTER	JULY 2021
18	62035919	MEDIA AND COMMUNICATION SKILLS	5 SEMESTER	JULY 2021
19	52417504	FINANCIAL REPORTING & ANALYSIS	5 SEMESTER	JULY 2021
20	12033903	SOFT SKILLS	5 SEMESTER	JULY 2021

**** END OF DOCUMENT****